



# Round 2 Canberra - ACT 2 May 2021



## THOR

### THOR MX1


#### Moto 2 - Part 1

Date: 02/05/21  
Event: R07  
Weather: Mostly sunny - Temp: 20.5C  
Track: Good

Started at: 14:41:03  
Laps: 12 Min + 1 Lap  
Starters: 39  
Printed at: 15:25

### PROVISIONAL CLASSIFICATION

Pos	No	Name	Machine	Laps	Race Time	Behind Leader	Behind Prev	Fastest Lap	On Lap
1	4	Luke CLOUT (NSW) / CDR Yamaha Monster Energy	Yamaha YZF 450	9	14:51.888			1:36.826	4
2	72	Regan DUFFY (WA) / KTM Aust. / Wearelusty / Motorex / Oakley / Berrysweet / Gall Bros Medical	KTM SXF 450	9	14:53.855	1.967	1.967	1:36.832	3
3	45	Hayden MELLROSS (NSW) / CDR Yamaha Monster Energy	Yamaha YZ 450	9	14:56.942	5.054	3.087	1:37.471	4
4	1	Todd WATERS (QLD) / Husqvarna	Husqvarna FC 450	9	15:08.169	16.281	11.227	1:38.656	3
5	24	Brett METCALFE (SA) / Factory Honda Racing Team / Konsky Motorposrt Honda Racing	Honda CRF 450	9	15:13.056	21.168	4.887	1:38.304	5
6	145	Maximus PURVIS (VIC) / WBR Yamaha Race Team	Yamaha YZF 450	9	15:19.652	27.764	6.596	1:38.773	5
7	5	Kirk GIBBS (SA) / Factory Honda Racing Team / Konsky Motorposrt Honda Racing	Honda CRF 450	9	15:22.296	30.408	2.644	1:38.894	6
8	3	Jayden RYKERS (WA) / Empire Kawasaki Race Team	Kawasaki KX 450	9	15:31.676	39.788	9.380	1:40.204	5
9	511	Jay LAMB (NSW) / MXR&D	Yamaha YZF 450	9	15:42.749	50.861	11.073	1:42.435	3
10	30	Joel WIGHTMAN (NSW) / Pro-Moto Suspension / Yamaha Racing / Incite Graphics / Fly Racing	Yamaha YZF 450	9	15:49.618	57.730	6.869	1:41.860	6
11	81	Joel EVANS (QLD) / MyPitBoard / Furnikation / JPM / MotorcyclesRUs / Unit / Airoh / Kwala	KTM SX 450	9	15:51.301	59.413	1.683	1:43.163	4
12	62	Dylan WOOD (NSW) / KTM Newcastle / Chris Wood Performance / Gromor / TroyLee Designs	KTM SXF 450	9	16:01.930	1:10.042	10.629	1:43.683	4
13	9	Aaron TANTI (QLD) / GASGAS Racing Team	GasGas MCF 450	9	16:02.753	1:10.865	.823	1:42.585	3
14	15	Jai WALKER (QLD) / Honda M-c / Yarrive Konsky / MXRP1 / Topline27 / Flyracingaus	Honda CRF 450	9	16:04.129	1:12.241	1.376	1:43.504	9
15	29	Navrin GROTHUES (QLD) / Mareeba Yamaha / ARMA Sport / Maxxis / Motorex / Kustom MX	Yamaha YZ 450	9	16:07.362	1:15.474	3.233	1:44.723	4
16	18	Mitchell NORRIS (SA) / GreyZone Pirate Life Racing / Honda Genuine / Ride Red	Honda CRF 450	9	16:09.657	1:17.769	2.295	1:44.922	6
17	2	Lochie LATIMER (QLD) / TLR / Fly / Castrol / Bridgestone / Asterisk / BDS	KTM SXF 450	9	16:10.406	1:18.518	.749	1:43.748	7
18	21	Ryan FINDANIS (NSW) / Precision Turbochargers / MCD Racing / Excite M-sports / Yamaha Aust.	Yamaha YZ 450	9	16:12.782	1:20.894	2.376	1:44.110	7
19	237	Joshua WHITEHEAD (NSW) / KTM Newcastle / Foxhead Aust. / SHIFT Aust. / Craig Anderson Racing	KTM SXF 450	9	16:14.268	1:22.380	1.486	1:44.028	4
20	7	Connor TIERNEY (WA) / SB Motorsports / ECSTAR Suzuki	Suzuki RMZ 450	9	16:15.139	1:23.251	.871	1:42.601	9
21	48	Joben BALDWIN (VIC) / Ride Red	Honda CRF 450	9	16:16.874	1:24.986	1.735	1:44.195	5
22	168	Zhane DUNLOP (QLD) / Top Gun M-cycles / McLeods Accessories / Costanzo Racing Tuned / JPM	Yamaha YZF 450	9	16:17.022	1:25.134	.148	1:45.116	7
23	84	Siegah WARD (SA) / Markane Racing / Mx Wraps / Intent / LS2 / Tunetech / SA M-cycles	Honda CRF 450	9	16:19.656	1:27.768	2.634	1:45.411	7
24	10	Levi McMANUS (VIC) / Bridgeland M-cycles / JCP Suspension / M2R / Castrol / Bridgestone / FLY	Honda CRF 450	9	16:23.151	1:31.263	3.495	1:45.358	4

  
Chief Timekeeper - Scott Laing

  
Race Director - Mark Hancock





# Round 2 Canberra - ACT 2 May 2021



## THOR

### THOR MX1

#### Moto 2 - Part 1

Date: 02/05/21  
Event: R07  
Weather: Mostly sunny - Temp: 20.5C  
Track: Good

Started at: 14:41:03  
Laps: 12 Min + 1 Lap  
Starters: 39  
Printed at: 15:25

### PROVISIONAL CLASSIFICATION

Pos	No	Name	Machine	Laps	Race Time	Behind Leader	Behind Prev	Fastest Lap	On Lap
25	49	Cody O'LOAN (QLD) / Moto 1 / O'Loans Concreting / Mitas Tyres / Silkolene / Caboolture M-cycle Tyres	KTM SXF 450	8	14:53.149	1 Lap		1:47.953	3
26	89	Charlie WHITE		8	14:54.291	1 Lap	1.142	1:48.236	6
27	68	Jake COBBIN (NSW) / City Coast M-cycles / Kenda Tires / Lucas Oil	Yamaha YZF 450	8	15:01.193	1 Lap	6.902	1:49.034	4
28	36	Max CLOSTER (VIC) / Matt Jones M-cycles / Race Ready Suspension / Alcocks Pool Tables	Kawasaki KX 450	8	15:03.371	1 Lap	2.178	1:49.001	4
29	415	Ashley O'MELEY (NSW) / Quickshift Motorcycles	Yamaha YZF 450	8	15:04.191	1 Lap	.820	1:49.101	6
30	32	Joel CIGLIANO (NSW) / Mick Muldoon M-cycles / Pro-Moto Suspension / Rekluse / DMK Designs	Kawasaki KX 450	8	15:06.078	1 Lap	1.887	1:49.268	4
31	929	Jayden SHARP (QLD) / Rising M-sports / Meales / Elrock Housing / Hyperlyfe / ATR	KTM SX 450	8	15:34.729	1 Lap	28.651	1:51.041	3
32	33	Bryson CHERRETT		8	15:38.349	1 Lap	3.620	1:51.319	2
33	432	James JAFFER		8	15:40.027	1 Lap	1.678	1:52.888	3
34	87	Daniel WEBBER (VIC) / WBR Motorcycle / Chads Offroad Setups	Yamaha YZ 450	8	16:01.933	1 Lap	21.906	1:55.530	4
35	101	Wade IRWIN		8	16:41.877	1 Lap	39.944	1:55.995	3
DNF	162	Luke ZIELINSKI (QLD) / Trac-Rite Susp. / Intent MX / Pumpit / Bechlys Transport / Scalvini Aust.	GasGas MC 450	7	12:28.202	1 Lap		1:43.523	4
DNF	55	Michael SKINNER		6	12:15.016	2 Laps		1:54.148	2
DNF	28	Jye DICKSON (NSW) / KTM Newcastle / WP Newcastle / Chris Woods Performance / TroyLee Designs	KTM SXF 450	4	7:10.343	4 Laps		1:44.365	2
DNF	102	Matt MOSS (NSW) / BBR 102 Motorsports	Yamaha YZF 450	2	3:34.612	6 Laps		1:43.027	2

Fastest Lap was 1:36.826 by Luke CLOUT (NSW)

The results are provisional until the end of the time limit for protests and appeals.

  
Chief Timekeeper - Scott Laing

  
Race Director - Mark Hancock



[www.computime.com.au](http://www.computime.com.au)  
COMPUTIME RACE TIMING SYSTEMS PTY LTD





# Round 2 Canberra - ACT 2 May 2021



## THOR

### THOR MX1

#### Moto 2 - Part 1


Date: 02/05/21  
Event: R07  
Weather: Mostly sunny - Temp: 20.5C  
Track: Good

Started at: 14:41:03  
Laps: 12 Min + 1 Lap  
Starters: 39  
Printed at: 15:25

### PROVISIONAL LAP TIMES

No	Name	Lap 1	Lap 2	Lap 3	Lap 4	Lap 5	Lap 6	Lap 7	Lap 8	Lap 9
1	Todd WATERS (QLD)	1:48.935	1:38.835	<b>1:38.656</b>	1:39.020	1:38.803	1:40.399	1:41.467	1:40.862	1:41.192
2	Lochie LATIMER (QLD)	2:13.246	1:46.997	1:44.663	1:43.898	1:45.005	1:43.805	<b>1:43.748</b>	1:45.058	1:43.986
3	Jayden RYKERS (WA)	1:51.645	1:41.208	1:41.606	1:41.092	<b>1:40.204</b>	1:41.841	1:42.180	1:44.812	1:47.088
4	Luke CLOUT (NSW)	1:46.931	1:37.490	1:37.086	<b>1:36.826</b>	1:37.638	1:37.553	1:39.277	1:39.456	1:39.631
5	Kirk GIBBS (SA)	1:52.842	1:40.924	1:40.418	1:39.785	1:39.242	<b>1:38.894</b>	1:39.015	1:39.228	1:51.948
7	Connor TIERNEY (WA)	2:20.745	1:45.549	1:44.701	1:44.876	1:44.955	<b>1:43.327</b>	1:43.590	1:44.795	<b>1:42.601</b>
9	Aaron TANTI (QLD)	2:15.422	1:43.967	<b>1:42.585</b>	1:43.500	1:43.769	<b>1:42.585</b>	1:43.274	1:44.039	1:43.612
10	Levi McMANUS (VIC)	2:04.309	1:47.178	1:45.444	<b>1:45.358</b>	1:48.590	1:47.281	1:48.393	1:49.015	1:47.583
15	Jai WALKER (QLD)	2:10.699	1:44.408	1:44.665	1:43.747	1:44.466	1:44.454	1:43.913	1:44.273	<b>1:43.504</b>
18	Mitchell NORRIS (SA)	1:59.814	1:46.524	1:47.772	1:45.828	1:46.189	<b>1:44.922</b>	1:47.463	1:45.967	1:45.178
21	Ryan FINDANIS (NSW)	1:59.168	1:57.165	1:45.151	1:44.322	1:45.974	1:44.687	<b>1:44.110</b>	1:45.183	1:47.022
24	Brett METCALFE (SA)	1:52.466	1:40.612	1:39.604	1:39.254	<b>1:38.304</b>	1:40.006	1:39.780	1:40.265	1:42.765
28	Jye DICKSON (NSW)	1:57.067	<b>1:44.365</b>	1:44.383	1:44.528					
29	Navrin GROTHUES (QLD)	2:00.905	1:46.112	1:45.200	<b>1:44.723</b>	1:46.155	1:45.452	1:45.441	1:46.373	1:47.001
30	Joel WIGHTMAN (NSW)	2:00.899	1:44.339	1:42.604	1:43.093	1:45.280	<b>1:41.860</b>	1:44.065	1:43.755	1:43.723
32	Joel CIGLIANO (NSW)	2:11.693	1:50.961	1:50.133	<b>1:49.268</b>	1:50.721	1:51.588	1:50.102	1:51.612	
33	Bryson CHERRETT	2:17.890	<b>1:51.319</b>	1:51.472	1:52.312	1:54.243	1:57.181	1:59.557	1:54.375	
36	Max CLOSTER (VIC)	2:10.325	1:50.362	1:49.556	<b>1:49.001</b>	1:49.395	1:50.023	1:51.257	1:53.452	
45	Hayden MELLROSS (NSW)	1:50.198	1:37.807	1:37.997	<b>1:37.471</b>	1:38.057	1:38.660	1:38.748	1:38.059	1:39.945
48	Joben BALDWIN (VIC)	1:58.089	1:44.539	2:05.444	1:45.438	<b>1:44.195</b>	1:44.599	1:45.158	1:44.802	1:44.610
49	Cody O'LOAN (QLD)	2:10.031	1:49.839	<b>1:47.953</b>	1:48.951	1:49.483	1:48.163	1:48.251	1:50.478	
55	Michael SKINNER	2:23.937	<b>1:54.148</b>	1:54.998	1:55.174	2:06.731	2:00.028			
62	Dylan WOOD (NSW)	1:58.705	1:45.586	1:45.121	<b>1:43.683</b>	1:45.276	1:45.276	1:45.269	1:46.626	1:46.388
68	Jake COBBIN (NSW)	2:05.392	1:50.580	1:50.073	<b>1:49.034</b>	1:51.842	1:50.311	1:50.916	1:53.045	
72	Regan DUFFY (WA)	1:47.573	1:37.269	<b>1:36.832</b>	1:37.165	1:38.269	1:40.839	1:39.259	1:38.519	1:38.130
81	Joel EVANS (QLD)	1:55.529	1:44.613	1:44.247	<b>1:43.163</b>	1:44.858	1:45.211	1:45.483	1:44.488	1:43.709
84	Siegah WARD (SA)	2:07.039	1:47.778	1:46.376	1:46.273	1:47.289	1:46.535	<b>1:45.411</b>	1:46.972	1:45.983
87	Daniel WEBBER (VIC)	2:19.774	1:59.732	1:56.385	<b>1:55.530</b>	1:57.633	1:58.284	1:57.471	1:57.124	
89	Charlie WHITE	2:08.283	1:49.071	1:50.058	1:48.255	1:50.878	<b>1:48.236</b>	1:49.169	1:50.341	
101	Wade IRWIN	2:18.595	1:58.263	<b>1:55.995</b>	1:57.598	1:59.552	2:09.855	2:25.015	1:57.004	
102	Matt MOSS (NSW)	1:51.585	<b>1:43.027</b>							
145	Maximus PURVIS (VIC)	1:54.697	1:40.609	1:40.191	1:39.006	<b>1:38.773</b>	1:39.846	1:39.705	1:42.411	1:44.414
162	Luke ZIELINSKI (QLD)	1:57.833	1:44.553	1:44.032	<b>1:43.523</b>	1:46.675	1:46.278	1:45.308		
168	Zhane DUNLOP (QLD)	2:07.367	1:45.390	1:46.060	1:46.321	1:47.818	1:45.345	<b>1:45.116</b>	1:46.916	1:46.689
237	Joshua WHITEHEAD (NSW)	2:02.911	1:50.918	1:45.416	<b>1:44.028</b>	1:49.905	1:46.889	1:44.973	1:45.025	1:44.203
415	Ashley O'MELEY (NSW)	2:09.345	1:49.854	1:52.587	1:51.940	1:50.413	<b>1:49.101</b>	1:50.281	1:50.670	
432	James JAFFER	2:10.459	1:55.757	<b>1:52.888</b>	1:55.331	1:54.124	2:01.214	1:56.767	1:53.487	
511	Jay LAMB (NSW)	1:56.223	1:43.639	<b>1:42.435</b>	1:42.870	1:42.862	1:43.209	1:43.114	1:43.014	1:45.383
929	Jayden SHARP (QLD)	2:12.543	1:52.450	<b>1:51.041</b>	1:51.532	1:53.693	1:59.165	1:58.160	1:56.145	

The results are provisional until the end of the time limit for protests and appeals.

  
Chief Timekeeper - Scott Laing

  
Race Director - Mark Hancock



[www.computime.com.au](http://www.computime.com.au)  
COMPUTIME RACE TIMING SYSTEMS PTY LTD





# Round 2 Canberra - ACT 2 May 2021



## THOR

### THOR MX1 Moto 2 - Part 1

Date: 02/05/21  
Event: R07  
Weather: Mostly sunny - Temp: 20.5C  
Track: Good

Started at: 14:41:03  
Laps: 12 Min + 1 Lap  
Starters: 39  
Printed at: 15:25

#### PROVISIONAL SPLIT TIMES

Lap	Split 1	Split 2	Split 3	Lap Time	Lap	Split 1	Split 2	Split 3	Lap Time
<b>1 Todd WATERS (QLD) (4th)</b>					8	30.897	22.195	46.364	1:39.456
1	41.962	22.759	<b>44.214</b>	1:48.935	9	31.584	22.587	45.460	1:39.631
2	31.206	22.901	44.728	1:38.835	<b>5 Kirk GIBBS (SA) (7th)</b>				
3	<b>30.648</b>	23.441	44.567	<b>1:38.656</b>	1	43.988	23.038	45.816	1:52.842
4	31.413	<b>22.668</b>	44.939	1:39.020	2	32.780	22.672	45.472	1:40.924
5	31.060	22.669	45.074	1:38.803	3	31.979	22.750	45.689	1:40.418
6	31.420	23.241	45.738	1:40.399	4	31.346	22.841	45.598	1:39.785
7	31.705	23.391	46.371	1:41.467	5	31.506	22.189	45.547	1:39.242
8	32.153	22.852	45.857	1:40.862	6	<b>31.218</b>	22.806	44.870	<b>1:38.894</b>
9	32.208	23.589	45.395	1:41.192	7	31.930	22.391	44.694	1:39.015
<b>2 Lochie LATIMER (QLD) (17th)</b>					8	32.418	22.489	<b>44.321</b>	1:39.228
1	1:00.732	23.686	48.828	2:13.246	9	31.305	<b>22.154</b>	58.489	1:51.948
2	33.678	23.822	49.497	1:46.997	<b>7 Connor TIERNEY (WA) (20th)</b>				
3	33.170	23.620	47.873	1:44.663	1	1:09.553	22.964	48.228	2:20.745
4	32.901	23.801	47.196	1:43.898	2	33.818	23.066	48.665	1:45.549
5	33.107	24.774	47.124	1:45.005	3	33.881	23.076	47.744	1:44.701
6	<b>32.861</b>	<b>23.236</b>	47.708	1:43.805	4	33.684	23.162	48.030	1:44.876
7	33.001	23.627	<b>47.120</b>	<b>1:43.748</b>	5	33.438	24.293	47.224	1:44.955
8	33.614	23.882	47.562	1:45.058	6	32.906	22.879	47.542	1:43.327
9	33.281	23.313	47.392	1:43.986	7	33.325	22.865	47.400	1:43.590
<b>3 Jayden RYKERS (WA) (8th)</b>					8	35.739	<b>22.821</b>	<b>46.235</b>	1:44.795
1	42.136	<b>22.723</b>	46.786	1:51.645	9	<b>32.706</b>	23.320	46.575	<b>1:42.601</b>
2	31.742	23.475	45.991	1:41.208	<b>9 Aaron TANTI (QLD) (13th)</b>				
3	31.951	23.130	46.525	1:41.606	1	1:04.893	<b>22.696</b>	47.833	2:15.422
4	31.994	23.374	45.724	1:41.092	2	32.699	23.452	47.816	1:43.967
5	<b>31.489</b>	23.243	<b>45.472</b>	<b>1:40.204</b>	3	32.569	23.395	<b>46.621</b>	<b>1:42.585</b>
6	31.849	23.156	46.836	1:41.841	4	32.891	23.568	47.041	1:43.500
7	32.746	23.259	46.175	1:42.180	5	<b>32.389</b>	24.486	46.894	1:43.769
8	32.511	23.706	48.595	1:44.812	6	32.577	23.250	46.758	<b>1:42.585</b>
9	33.660	24.255	49.173	1:47.088	7	32.605	23.499	47.170	1:43.274
<b>4 Luke CLOUT (NSW) (1st)</b>					8	32.665	23.856	47.518	1:44.039
1	39.532	22.336	45.063	1:46.931	9	33.231	23.470	46.911	1:43.612
2	30.373	22.350	44.767	1:37.490	<b>10 Levi McMANUS (VIC) (24th)</b>				
3	30.260	22.334	<b>44.492</b>	1:37.086	1	50.308	24.646	49.355	2:04.309
4	<b>30.170</b>	22.083	44.573	<b>1:36.826</b>	2	33.890	24.143	49.145	1:47.178
5	30.809	22.141	44.688	1:37.638	3	33.228	23.831	48.385	1:45.444
6	30.608	<b>21.955</b>	44.990	1:37.553	4	33.397	<b>23.656</b>	<b>48.305</b>	<b>1:45.358</b>
7	31.049	22.513	45.715	1:39.277					

Chief Timekeeper - Scott Laing

Race Director - Mark Hancock



[www.computime.com.au](http://www.computime.com.au)  
COMPUTIME RACE TIMING SYSTEMS PTY LTD







# Round 2 Canberra - ACT 2 May 2021



## THOR

### THOR MX1 Moto 2 - Part 1

Date: 02/05/21  
Event: R07  
Weather: Mostly sunny - Temp: 20.5C  
Track: Good

Started at: 14:41:03  
Laps: 12 Min + 1 Lap  
Starters: 39  
Printed at: 15:25

#### PROVISIONAL SPLIT TIMES

Lap	Split 1	Split 2	Split 3	Lap Time	Lap	Split 1	Split 2	Split 3	Lap Time
5	<b>33.074</b>	26.349	49.167	1:48.590	2	32.001	22.445	46.166	1:40.612
6	33.747	23.834	49.700	1:47.281	3	32.016	<b>22.294</b>	45.294	1:39.604
7	34.667	24.202	49.524	1:48.393	4	31.626	22.514	45.114	1:39.254
8	35.597	24.066	49.352	1:49.015	5	<b>31.537</b>	22.298	<b>44.469</b>	<b>1:38.304</b>
9	33.995	23.933	49.655	1:47.583	6	31.677	22.884	45.445	1:40.006
<b>15 Jai WALKER (QLD) (14th)</b>					7	31.644	22.634	45.502	1:39.780
1	56.933	24.705	49.061	2:10.699	8	32.535	22.579	45.151	1:40.265
2	33.701	23.073	47.634	1:44.408	9	32.394	22.727	47.644	1:42.765
3	33.225	23.351	48.089	1:44.665	<b>28 Jye DICKSON (NSW) (DNF)</b>				
4	33.581	<b>22.647</b>	47.519	1:43.747	1	45.058	23.566	48.443	1:57.067
5	33.146	23.804	47.516	1:44.466	2	33.392	<b>23.250</b>	<b>47.723</b>	<b>1:44.365</b>
6	33.920	22.940	47.594	1:44.454	3	<b>33.040</b>	23.530	47.813	1:44.383
7	33.283	22.738	47.892	1:43.913	4	33.046	23.421	48.061	1:44.528
8	33.485	23.614	<b>47.174</b>	1:44.273	<b>29 Navrin GROTHUES (QLD) (15th)</b>				
9	<b>32.778</b>	22.946	47.780	<b>1:43.504</b>	1	47.314	24.701	48.890	2:00.905
<b>18 Mitchell NORRIS (SA) (16th)</b>					2	34.344	<b>23.295</b>	48.473	1:46.112
1	46.235	24.346	49.233	1:59.814	3	<b>33.093</b>	23.787	48.320	1:45.200
2	34.401	24.019	48.104	1:46.524	4	33.486	23.948	<b>47.289</b>	<b>1:44.723</b>
3	34.791	23.930	49.051	1:47.772	5	33.763	24.812	47.580	1:46.155
4	33.374	<b>23.488</b>	48.966	1:45.828	6	33.882	23.803	47.767	1:45.452
5	<b>33.228</b>	25.551	47.410	1:46.189	7	33.612	23.982	47.847	1:45.441
6	33.840	23.970	<b>47.112</b>	<b>1:44.922</b>	8	34.584	23.896	47.893	1:46.373
7	34.322	24.305	48.836	1:47.463	9	34.348	24.077	48.576	1:47.001
8	33.719	24.379	47.869	1:45.967	<b>30 Joel WIGHTMAN (NSW) (10th)</b>				
9	33.698	23.671	47.809	1:45.178	1	48.584	24.181	48.134	2:00.899
<b>21 Ryan FINDANIS (NSW) (18th)</b>					2	33.555	23.436	47.348	1:44.339
1	48.320	<b>23.322</b>	47.526	1:59.168	3	32.549	<b>23.161</b>	46.894	1:42.604
2	34.157	23.557	59.451	1:57.165	4	32.573	23.297	47.223	1:43.093
3	33.616	23.717	47.818	1:45.151	5	33.747	24.713	46.820	1:45.280
4	33.790	23.764	<b>46.768</b>	1:44.322	6	<b>32.220</b>	23.318	<b>46.322</b>	<b>1:41.860</b>
5	33.683	23.926	48.365	1:45.974	7	33.663	23.580	46.822	1:44.065
6	33.630	23.600	47.457	1:44.687	8	32.420	23.577	47.758	1:43.755
7	<b>32.527</b>	23.591	47.992	<b>1:44.110</b>	9	33.231	23.390	47.102	1:43.723
8	32.830	24.120	48.233	1:45.183	<b>32 Joel CIGLIANO (NSW) (30th)</b>				
9	33.566	23.545	49.911	1:47.022	1	54.577	25.492	51.624	2:11.693
<b>24 Brett METCALFE (SA) (5th)</b>					2	35.392	25.190	50.379	1:50.961
1	43.652	22.634	46.180	1:52.466	3	35.533	<b>24.484</b>	50.116	1:50.133

Chief Timekeeper - Scott Laing

Race Director - Mark Hancock



[www.computime.com.au](http://www.computime.com.au)  
COMPUTIME RACE TIMING SYSTEMS PTY LTD





# Round 2 Canberra - ACT 2 May 2021



## THOR

### THOR MX1 Moto 2 - Part 1

Date: 02/05/21  
Event: R07  
Weather: Mostly sunny - Temp: 20.5C  
Track: Good

Started at: 14:41:03  
Laps: 12 Min + 1 Lap  
Starters: 39  
Printed at: 15:25

#### PROVISIONAL SPLIT TIMES

Lap	Split 1	Split 2	Split 3	Lap Time	Lap	Split 1	Split 2	Split 3	Lap Time
4	34.740	24.557	49.971	<b>1:49.268</b>	4	34.150	23.161	48.127	1:45.438
5	35.956	24.806	<b>49.959</b>	1:50.721	5	<b>32.649</b>	24.052	47.494	<b>1:44.195</b>
6	35.521	25.357	50.710	1:51.588	6	32.907	23.804	47.888	1:44.599
7	<b>34.574</b>	24.513	51.015	1:50.102	7	33.357	23.945	47.856	1:45.158
8	35.662	25.029	50.921	1:51.612	8	33.835	23.367	47.600	1:44.802
					9		57.232	<b>47.378</b>	1:44.610
<b>33 Bryson CHERRETT (32th)</b>					<b>49 Cody O'LOAN (QLD) (25th)</b>				
1	1:00.922	25.575	51.393	2:17.890	1	54.799	25.486	49.746	2:10.031
2	<b>35.619</b>	25.444	<b>50.256</b>	<b>1:51.319</b>	2	35.367	24.342	50.130	1:49.839
3	35.626	25.195	50.651	1:51.472	3	34.375	24.324	<b>49.254</b>	<b>1:47.953</b>
4	35.717	<b>24.733</b>	51.862	1:52.312	4	35.342	24.068	49.541	1:48.951
5	36.580	25.887	51.776	1:54.243	5	35.169	24.478	49.836	1:49.483
6	37.082	25.783	54.316	1:57.181	6	34.789	<b>23.541</b>	49.833	1:48.163
7	40.039	26.563	52.955	1:59.557	7	<b>34.196</b>	24.319	49.736	1:48.251
8	37.368	25.457	51.550	1:54.375	8	34.862	24.503	51.113	1:50.478
<b>36 Max CLOSTER (VIC) (28th)</b>					<b>55 Michael SKINNER (DNF)</b>				
1	55.480	24.845	50.000	2:10.325	1	55.714	26.064	1:02.159	2:23.937
2	35.739	24.124	50.499	1:50.362	2	<b>36.255</b>	25.990	<b>51.903</b>	<b>1:54.148</b>
3	35.659	<b>24.016</b>	49.881	1:49.556	3	36.992	<b>25.262</b>	52.744	1:54.998
4	<b>34.338</b>	24.413	50.250	<b>1:49.001</b>	4	36.514	25.648	53.012	1:55.174
5	34.346	25.308	<b>49.741</b>	1:49.395	5	36.969	26.402	1:03.360	2:06.731
6	34.514	24.916	50.593	1:50.023	6	39.740	25.790	54.498	2:00.028
7	35.079	24.729	51.449	1:51.257					
8	37.732	24.922	50.798	1:53.452					
<b>45 Hayden MELLROSS (NSW) (3rd)</b>					<b>62 Dylan WOOD (NSW) (12th)</b>				
1	42.478	22.445	45.275	1:50.198	1	47.295	23.752	47.658	1:58.705
2	30.824	21.795	45.188	1:37.807	2	33.616	23.994	47.976	1:45.586
3	31.257	22.307	<b>44.433</b>	1:37.997	3	33.692	23.936	47.493	1:45.121
4	<b>30.742</b>	<b>21.740</b>	44.989	<b>1:37.471</b>	4	<b>33.157</b>	23.833	<b>46.693</b>	<b>1:43.683</b>
5	30.976	22.026	45.055	1:38.057	5	33.339	24.318	47.619	1:45.276
6	31.144	22.703	44.813	1:38.660	6	34.180	<b>23.688</b>	47.408	1:45.276
7	31.545	22.294	44.909	1:38.748	7	34.482	23.931	46.856	1:45.269
8	31.178	22.321	44.560	1:38.059	8	34.431	24.030	48.165	1:46.626
9	31.609	22.564	45.772	1:39.945	9	33.800	24.116	48.472	1:46.388
<b>48 Joben BALDWIN (VIC) (21th)</b>					<b>68 Jake COBBIN (NSW) (27th)</b>				
1	47.093	<b>23.074</b>	47.922	1:58.089	1	50.796	24.361	50.235	2:05.392
2	33.920	23.209	47.410	1:44.539	2	34.624	<b>23.863</b>	52.093	1:50.580
3	32.905	23.332	1:09.207	2:05.444	3	34.682	24.364	51.027	1:50.073
					4	<b>34.545</b>	24.063	50.426	<b>1:49.034</b>

Chief Timekeeper - Scott Laing

Race Director - Mark Hancock



[www.computime.com.au](http://www.computime.com.au)  
COMPUTIME RACE TIMING SYSTEMS PTY LTD





# Round 2 Canberra - ACT 2 May 2021



## THOR

THOR MX1

Moto 2 - Part 1

Date: 02/05/21  
Event: R07  
Weather: Mostly sunny - Temp: 20.5C  
Track: Good


Started at: 14:41:03  
Laps: 12 Min + 1 Lap  
Starters: 39  
Printed at: 15:25

### PROVISIONAL SPLIT TIMES

Lap	Split 1	Split 2	Split 3	Lap Time	Lap	Split 1	Split 2	Split 3	Lap Time
5	35.055	25.675	51.112	1:51.842	3	37.203	26.183	<b>52.999</b>	1:56.385
6	36.061	24.414	<b>49.836</b>	1:50.311	4	<b>36.737</b>	25.755	53.038	<b>1:55.530</b>
7	35.626	24.625	50.665	1:50.916	5	37.713	<b>25.709</b>	54.211	1:57.633
8	35.955	25.149	51.941	1:53.045	6	37.753	25.927	54.604	1:58.284
<b>72 Regan DUFFY (WA) (2nd)</b>					7	38.004	25.946	53.521	1:57.471
1	40.760	22.328	44.485	1:47.573	8	38.105	25.723	53.296	1:57.124
2	<b>30.734</b>	22.191	44.344	1:37.269	<b>89 Charlie WHITE (26th)</b>				
3	30.942	<b>21.935</b>	43.955	<b>1:36.832</b>	1	52.522	25.422	50.339	2:08.283
4	30.957	22.300	<b>43.908</b>	1:37.165	2	35.094	23.955	50.022	1:49.071
5	31.303	22.327	44.639	1:38.269	3	35.365	25.182	49.511	1:50.058
6	32.398	22.788	45.653	1:40.839	4	<b>34.428</b>	24.686	<b>49.141</b>	1:48.255
7	31.059	23.068	45.132	1:39.259	5	35.801	25.613	49.464	1:50.878
8	31.293	22.878	44.348	1:38.519	6	34.665	<b>23.869</b>	49.702	<b>1:48.236</b>
9	31.401	22.602	44.127	1:38.130	7	35.127	24.532	49.510	1:49.169
<b>81 Joel EVANS (QLD) (11th)</b>					8	34.502	24.814	51.025	1:50.341
1	44.565	23.821	47.143	1:55.529	<b>101 Wade IRWIN (35th)</b>				
2	32.850	23.834	47.929	1:44.613	1	57.719	27.026	53.850	2:18.595
3	33.414	<b>23.352</b>	47.481	1:44.247	2	38.371	26.156	53.736	1:58.263
4	32.809	23.680	<b>46.674</b>	<b>1:43.163</b>	3	<b>37.096</b>	25.687	53.212	<b>1:55.995</b>
5	<b>32.635</b>	23.739	48.484	1:44.858	4	38.613	<b>25.582</b>	53.403	1:57.598
6	32.847	23.710	48.654	1:45.211	5	39.292	26.646	53.614	1:59.552
7	33.034	23.443	49.006	1:45.483	6	50.688	26.063	53.104	2:09.855
8	33.419	23.536	47.533	1:44.488	7	1:05.065	27.768	<b>52.182</b>	2:25.015
9	33.104	23.522	47.083	1:43.709	8	37.958	26.158	52.888	1:57.004
<b>84 Siegah WARD (SA) (23th)</b>					<b>102 Matt MOSS (NSW) (DNF)</b>				
1	52.227	25.082	49.730	2:07.039	1	42.443	<b>23.230</b>	45.912	1:51.585
2	33.992	24.590	49.196	1:47.778	2	<b>33.395</b>	23.730	<b>45.902</b>	<b>1:43.027</b>
3	34.641	<b>23.725</b>	48.010	1:46.376	<b>145 Maximus PURVIS (VIC) (6th)</b>				
4	<b>33.409</b>	24.165	48.699	1:46.273	1	45.468	23.186	46.043	1:54.697
5	33.841	24.831	48.617	1:47.289	2	32.256	23.278	45.075	1:40.609
6	34.295	24.275	47.965	1:46.535	3	32.374	22.777	45.040	1:40.191
7	33.856	24.184	<b>47.371</b>	<b>1:45.411</b>	4	31.714	22.421	<b>44.871</b>	1:39.006
8	33.728	24.661	48.583	1:46.972	5	<b>31.232</b>	22.269	45.272	<b>1:38.773</b>
9	34.052	24.224	47.707	1:45.983	6	32.218	22.334	45.294	1:39.846
<b>87 Daniel WEBBER (VIC) (34th)</b>					7	31.691	<b>22.253</b>	45.761	1:39.705
1	57.376	26.170	56.228	2:19.774	8	32.376	23.201	46.834	1:42.411
2	38.615	26.518	54.599	1:59.732	9	32.381	22.963	49.070	1:44.414

*Scott Laing*  
Chief Timekeeper - Scott Laing

*Mark Hancock*  
Race Director - Mark Hancock





# Round 2 Canberra - ACT 2 May 2021



## THOR

### THOR MX1 Moto 2 - Part 1

Date: 02/05/21  
Event: R07  
Weather: Mostly sunny - Temp: 20.5C  
Track: Good

Started at: 14:41:03  
Laps: 12 Min + 1 Lap  
Starters: 39  
Printed at: 15:25

#### PROVISIONAL SPLIT TIMES

Lap	Split 1	Split 2	Split 3	Lap Time	Lap	Split 1	Split 2	Split 3	Lap Time
<b>162 Luke ZIELINSKI (QLD) (DNF)</b>					6	35.321	24.878	<b>48.902</b>	<b>1:49.101</b>
1	46.293	23.710	47.830	1:57.833	7	<b>34.134</b>	<b>24.726</b>	51.421	1:50.281
2	33.487	23.600	47.466	1:44.553	8	36.103	24.849	49.718	1:50.670
3	<b>32.771</b>	<b>23.361</b>	47.900	1:44.032	<b>432 James JAFFER (33th)</b>				
4	33.363	23.430	<b>46.730</b>	<b>1:43.523</b>	1	50.540	26.674	53.245	2:10.459
5	33.796	24.378	48.501	1:46.675	2	37.905	25.284	52.568	1:55.757
6	34.613	23.714	47.951	1:46.278	3	36.161	25.302	<b>51.425</b>	<b>1:52.888</b>
7	33.645	23.669	47.994	1:45.308	4	36.578	25.562	53.191	1:55.331
<b>168 Zhane DUNLOP (QLD) (22th)</b>					5	36.862	<b>25.205</b>	52.057	1:54.124
1	50.983	25.535	50.849	2:07.367	6	38.987	26.431	55.796	2:01.214
2	33.433	23.535	48.422	1:45.390	7	38.412	25.385	52.970	1:56.767
3	<b>33.260</b>	23.622	49.178	1:46.060	8	<b>35.866</b>	25.230	52.391	1:53.487
4	34.342	23.671	48.308	1:46.321	<b>511 Jay LAMB (NSW) (9th)</b>				
5	35.143	23.928	48.747	1:47.818	1	45.804	23.404	47.015	1:56.223
6	33.667	<b>22.870</b>	48.808	1:45.345	2	33.679	23.122	46.838	1:43.639
7	33.429	23.620	<b>48.067</b>	<b>1:45.116</b>	3	<b>32.571</b>	23.557	46.307	<b>1:42.435</b>
8	34.251	23.571	49.094	1:46.916	4	32.708	23.649	46.513	1:42.870
9	34.271	23.332	49.086	1:46.689	5	32.620	23.483	46.759	1:42.862
<b>237 Joshua WHITEHEAD (NSW) (19th)</b>					6	33.015	23.571	46.623	1:43.209
1	49.191	24.977	48.743	2:02.911	7	33.232	23.215	46.667	1:43.114
2	32.969	24.565	53.384	1:50.918	8	33.751	<b>23.085</b>	<b>46.178</b>	1:43.014
3	33.236	24.233	47.947	1:45.416	9	33.862	23.710	47.811	1:45.383
4	<b>32.877</b>	23.787	47.364	<b>1:44.028</b>	<b>929 Jayden SHARP (QLD) (31th)</b>				
5	33.820	25.831	50.254	1:49.905	1	53.957	25.353	53.233	2:12.543
6	34.441	24.642	47.806	1:46.889	2	36.765	24.967	50.718	1:52.450
7	33.342	24.513	<b>47.118</b>	1:44.973	3	<b>35.363</b>	25.130	<b>50.548</b>	<b>1:51.041</b>
8	33.676	23.900	47.449	1:45.025	4	35.992	<b>24.908</b>	50.632	1:51.532
9	33.053	<b>23.710</b>	47.440	1:44.203	5	36.525	25.272	51.896	1:53.693
<b>415 Ashley O'MELEY (NSW) (29th)</b>					6	36.837	25.253	57.075	1:59.165
1	52.611	25.398	51.336	2:09.345	7	37.119	26.119	54.922	1:58.160
2	34.732	24.936	50.186	1:49.854	8	37.160	25.246	53.739	1:56.145
3	36.109	24.794	51.684	1:52.587					
4	35.961	25.052	50.927	1:51.940					
5	35.013	25.176	50.224	1:50.413					

The results are provisional until the end of the time limit for protests and appeals.

*Scott Laing*  
Chief Timekeeper - Scott Laing

*Mark Hancock*  
Race Director - Mark Hancock



[www.computime.com.au](http://www.computime.com.au)  
COMPUTIME RACE TIMING SYSTEMS PTY LTD







**Round 2  
Canberra - ACT  
2 May 2021**



**THOR**

**THOR MX1  
Moto 2 - Part 1**

Date: 02/05/21  
Event: R07  
Weather: Mostly sunny - Temp: 20.5C  
Track: Good

Started at: 14:41:03  
Laps: 12 Min + 1 Lap  
Starters: 39  
Printed at: 15:25

**PROVISIONAL FASTEST LAPS SEQUENCE**

Lap	Race Pos	No	Name	Machine	Fastest Lap	On Lap
1	1	4	Luke CLOUT (NSW)	Yamaha YZF 450	1:46.931	1
2	1	4	Luke CLOUT (NSW)	Yamaha YZF 450	1:37.490	2
2	2	72	Regan DUFFY (WA)	KTM SXF 450	1:37.269	2
3	1	4	Luke CLOUT (NSW)	Yamaha YZF 450	1:37.086	3
3	2	72	Regan DUFFY (WA)	KTM SXF 450	1:36.832	3
4	1	4	Luke CLOUT (NSW)	Yamaha YZF 450	1:36.826	4

The results are provisional until the end of the time limit for protests and appeals.

  
Chief Timekeeper - Scott Laing

  
Race Director - Mark Hancock





# Round 2 Canberra - ACT 2 May 2021



## THOR

THOR MX1

Moto 2 - Part 1

Date: 02/05/21  
Event: R07  
Weather: Mostly sunny - Temp: 20.5C  
Track: Good

Started at: 14:41:03  
Laps: 12 Min + 1 Lap  
Starters: 39  
Printed at: 15:25

### PROVISIONAL LAP SHEET

No	Lap Time	Gap	No	Lap Time	Gap	No	Lap Time	Gap	No	Lap Time	Gap	No	Lap Time	Gap
<b>Lap 1</b>			87	2:19.774	32.843	432	1:55.757	41.795	415	1:52.587	50.279	49	1:48.951	58.441
4	1:46.931		7	2:20.745	33.814	7	1:45.549	41.873	32	1:50.133	51.280	36	1:49.001	1:00.911
72	1:47.573	.642	55	2:23.937	37.006	33	1:51.319	44.788	929	1:51.041	54.527	32	1:49.268	1:03.722
1	1:48.935	2.004	<b>Lap 2</b>			101	1:58.263	52.437	432	1:52.888	57.597	415	1:51.940	1:05.393
45	1:50.198	3.267	4	1:37.490		55	1:54.148	53.664	33	1:51.472	59.174	929	1:51.532	1:09.233
102	1:51.585	4.654	72	1:37.269	.421	87	1:59.732	55.085	101	1:55.995	1:11.346	33	1:52.312	1:14.660
3	1:51.645	4.714	1	1:38.835	3.349	<b>Lap 3</b>			55	1:54.998	1:11.576	432	1:55.331	1:16.102
24	1:52.466	5.535	45	1:37.807	3.584	4	1:37.086		87	1:56.385	1:14.384	55	1:55.174	1:29.924
5	1:52.842	5.911	3	1:41.208	8.432	72	1:36.832	.167	<b>Lap 4</b>			101	1:57.598	1:32.118
145	1:54.697	7.766	24	1:40.612	8.657	45	1:37.997	4.495	4	1:36.826		87	1:55.530	1:33.088
81	1:55.529	8.598	5	1:40.924	9.345	1	1:38.656	4.919	72	1:37.165	.506	<b>Lap 5</b>		
511	1:56.223	9.292	102	1:43.027	10.191	24	1:39.604	11.175	45	1:37.471	5.140	4	1:37.638	
28	1:57.067	10.136	145	1:40.609	10.885	5	1:40.418	12.677	1	1:39.020	7.113	72	1:38.269	1.137
162	1:57.833	10.902	511	1:43.639	15.441	3	1:41.606	12.952	24	1:39.254	13.603	45	1:38.057	5.559
48	1:58.089	11.158	81	1:44.613	15.721	145	1:40.191	13.990	5	1:39.785	15.636	1	1:38.803	8.278
62	1:58.705	11.774	28	1:44.365	17.011	511	1:42.435	20.790	145	1:39.006	16.170	24	1:38.304	14.269
21	1:59.168	12.237	162	1:44.553	17.965	81	1:44.247	22.882	3	1:41.092	17.218	5	1:39.242	17.240
18	1:59.814	12.883	48	1:44.539	18.207	28	1:44.383	24.308	511	1:42.870	26.834	145	1:38.773	17.305
30	2:00.899	13.968	62	1:45.586	19.870	162	1:44.032	24.911	81	1:43.163	29.219	3	1:40.204	19.784
29	2:00.905	13.974	30	1:44.339	20.817	30	1:42.604	26.335	162	1:43.523	31.608	511	1:42.862	32.058
237	2:02.911	15.980	18	1:46.524	21.917	62	1:45.121	27.905	28	1:44.528	32.010	81	1:44.858	36.439
10	2:04.309	17.378	29	1:46.112	22.596	29	1:45.200	30.710	30	1:43.093	32.602	30	1:45.280	40.244
68	2:05.392	18.461	10	1:47.178	27.066	18	1:47.772	32.603	62	1:43.683	34.762	162	1:46.675	40.645
84	2:07.039	20.108	168	1:45.390	28.336	10	1:45.444	35.424	29	1:44.723	38.607	62	1:45.276	42.400
168	2:07.367	20.436	237	1:50.918	29.408	168	1:46.060	37.310	18	1:45.828	41.605	29	1:46.155	47.124
89	2:08.283	21.352	84	1:47.778	30.396	237	1:45.416	37.738	10	1:45.358	43.956	18	1:46.189	50.156
415	2:09.345	22.414	15	1:44.408	30.686	15	1:44.665	38.265	237	1:44.028	44.940	15	1:44.466	52.014
49	2:10.031	23.100	68	1:50.580	31.551	84	1:46.376	39.686	15	1:43.747	45.186	9	1:43.769	53.272
36	2:10.325	23.394	21	1:57.165	31.912	21	1:45.151	39.977	168	1:46.321	46.805	10	1:48.590	54.908
432	2:10.459	23.528	89	1:49.071	32.933	9	1:42.585	40.467	9	1:43.500	47.141	21	1:45.974	55.809
15	2:10.699	23.768	415	1:49.854	34.778	2	1:44.663	43.399	21	1:44.322	47.473	168	1:47.818	56.985
32	2:11.693	24.762	9	1:43.967	34.968	68	1:50.073	44.538	84	1:46.273	49.133	237	1:49.905	57.207
929	2:12.543	25.612	49	1:49.839	35.449	89	1:50.058	45.905	2	1:43.898	50.471	2	1:45.005	57.838
2	2:13.246	26.315	2	1:46.997	35.822	49	1:47.953	46.316	48	1:45.438	55.177	84	1:47.289	58.784
9	2:15.422	28.491	36	1:50.362	36.266	48	2:05.444	46.565	68	1:49.034	56.746	48	1:44.195	1:01.734
33	2:17.890	30.959	32	1:50.961	38.233	36	1:49.556	48.736	89	1:48.255	57.334	7	1:44.955	1:04.855
101	2:18.595	31.664	929	1:52.450	40.572	7	1:44.701	49.488	7	1:44.876	57.538	49	1:49.483	1:10.286

*Scott Laing*  
Chief Timekeeper - Scott Laing

*Mark Hancock*  
Race Director - Mark Hancock





# Round 2 Canberra - ACT 2 May 2021



## THOR

THOR MX1

Moto 2 - Part 1

Date: 02/05/21  
Event: R07  
Weather: Mostly sunny - Temp: 20.5C  
Track: Good

Started at: 14:41:03  
Laps: 12 Min + 1 Lap  
Starters: 39  
Printed at: 15:25

### PROVISIONAL LAP SHEET

No	Lap Time	Gap	No	Lap Time	Gap	No	Lap Time	Gap	No	Lap Time	Gap
89	1:50.878	1:10.574	49	1:48.163	1:20.896	7	1:43.590	1:14.942			
68	1:51.842	1:10.950	89	1:48.236	1:21.257	49	1:48.251	1:29.870			
36	1:49.395	1:12.668	68	1:50.311	1:23.708	89	1:49.169	1:31.149			
32	1:50.721	1:16.805	36	1:50.023	1:25.138	68	1:50.916	1:35.347			
415	1:50.413	1:18.168	415	1:49.101	1:29.716	36	1:51.257	1:37.118			
929	1:53.693	1:25.288	32	1:51.588	1:30.840						
33	1:54.243	1:31.265									
432	1:54.124	1:32.588									
<b>Lap 6</b>			<b>Lap 7</b>			<b>Lap 8</b>			<b>Lap 9</b>		
4	1:37.553		4	1:39.277		4	1:39.456		4	1:39.631	
72	1:40.839	4.423	72	1:39.259	4.405	415	1:50.281	1 lap	49	1:50.478	1 lap
45	1:38.660	6.666	45	1:38.748	6.137	32	1:50.102	1 lap	72	1:38.130	1.967
1	1:40.399	11.124	929	1:59.165	1 lap	72	1:38.519	3.468	89	1:50.341	1 lap
87	1:57.633	1 lap	33	1:57.181	1 lap	45	1:38.059	4.740	45	1:39.945	5.054
101	1:59.552	1 lap	1	1:41.467	13.314	1	1:40.862	14.720	68	1:53.045	1 lap
24	1:40.006	16.722	432	2:01.214	1 lap	24	1:40.265	18.034	36	1:53.452	1 lap
5	1:38.894	18.581	24	1:39.780	17.225	5	1:39.228	18.091	415	1:50.670	1 lap
145	1:39.846	19.598	5	1:39.015	18.319	145	1:42.411	22.981	32	1:51.612	1 lap
55	2:06.731	1 lap	145	1:39.705	20.026	5	1:39.228	18.091	1	1:41.192	16.281
3	1:41.841	24.072	3	1:42.180	26.975	145	1:42.411	22.981	24	1:42.765	21.168
511	1:43.209	37.714	87	1:58.284	1 lap	3	1:44.812	32.331	145	1:44.414	27.764
81	1:45.211	44.097	511	1:43.114	41.551	929	1:58.160	1 lap	5	1:51.948	30.408
30	1:41.860	44.551	55	2:00.028	1 lap	33	1:59.557	1 lap	3	1:47.088	39.788
162	1:46.278	49.370	101	2:09.855	1 lap	3	1:44.812	32.331	929	1:56.145	1 lap
62	1:45.276	50.123	30	1:44.065	49.339	432	1:56.767	1 lap	33	1:54.375	1 lap
29	1:45.452	55.023	81	1:45.483	50.303	511	1:43.014	45.109	432	1:53.487	1 lap
18	1:44.922	57.525	162	1:45.308	55.401	87	1:57.471	1 lap	511	1:45.383	50.861
9	1:42.585	58.304	62	1:45.269	56.115	30	1:43.755	53.638	30	1:43.723	57.730
15	1:44.454	58.915	29	1:45.441	1:01.187	81	1:44.488	55.335	81	1:43.709	59.413
21	1:44.687	1:02.943	9	1:43.274	1:02.301	62	1:46.626	1:03.285	62	1:46.388	1:10.042
2	1:43.805	1:04.090	15	1:43.913	1:03.551	9	1:44.039	1:06.884	87	1:57.124	1 lap
10	1:47.281	1:04.636	18	1:47.463	1:05.711	29	1:46.373	1:08.104	9	1:43.612	1:10.865
168	1:45.345	1:04.777	21	1:44.110	1:07.776	15	1:44.273	1:08.368	15	1:43.504	1:12.241
237	1:46.889	1:06.543	2	1:43.748	1:08.561	18	1:45.967	1:12.222	29	1:47.001	1:15.474
84	1:46.535	1:07.766	168	1:45.116	1:10.616	21	1:45.183	1:13.503	18	1:45.178	1:17.769
48	1:44.599	1:08.780	237	1:44.973	1:12.239	2	1:45.058	1:14.163	2	1:43.986	1:18.518
7	1:43.327	1:10.629	84	1:48.393	1:13.752	168	1:46.916	1:18.076	21	1:47.022	1:20.894
			237	1:44.973	1:12.239	48	1:44.802	1:20.007	237	1:44.203	1:22.380
			84	1:45.411	1:13.900	7	1:44.795	1:20.281	7	1:42.601	1:23.251
			48	1:45.158	1:14.661	84	1:46.972	1:21.416	48	1:44.610	1:24.986
						10	1:49.015	1:23.311	168	1:46.689	1:25.134
						101	2:25.015	1 lap	84	1:45.983	1:27.768
									10	1:47.583	1:31.263
									101	1:57.004	1 lap

The results are provisional until the end of the time limit for protests and appeals.

*Scott Laing*  
Chief Timekeeper - Scott Laing

*Mark Hancock*  
Race Director - Mark Hancock



[www.computime.com.au](http://www.computime.com.au)  
COMPUTIME RACE TIMING SYSTEMS PTY LTD





# Round 2 Canberra - ACT 2 May 2021



## THOR

### THOR MX1 Moto 2 - Part 1

Date: 02/05/21  
Event: R07  
Weather: Mostly sunny - Temp: 20.5C  
Track: Good

Started at: 14:41:03  
Laps: 12 Min + 1 Lap  
Starters: 39  
Printed at: 15:25

### PROVISIONAL LAP CHART

Name	Grid	1	2	3	4	5	6	7	8	9	Name
Luke CLOUT (NSW)											L. CLOUT
Todd WATERS (QLD)	1	72	72	72	72	72	72	72	72	72	R. DUFFY
Kirk GIBBS (SA)	5	1	1	45	45	45	45	45	45	45	H. MELLROSS
Regan DUFFY (WA)	72	45	45	1	1	1	1	1	1	1	T. WATERS
Aaron TANTI (QLD)	9	102	3	24	24	24	24	24	24	24	B. METCALFE
Hayden MELLROSS (NSW)	45	3	24	5	5	5	5	5	5	145	M. PURVIS
Brett METCALFE (SA)	24	24	5	3	145	145	145	145	145	5	K. GIBBS
Matt MOSS (NSW)	102	5	102	145	3	3	3	3	3	3	J. RYKERS
Maximus PURVIS (VIC)	145	145	145	511	511	511	511	511	511	511	J. LAMB
Jai WALKER (QLD)	15	81	511	81	81	81	81	30	30	30	J. WIGHTMAN
Connor TIERNEY (WA)	7	511	81	28	162	30	30	81	81	81	J. EVANS
Jayden RYKERS (WA)	3	28	28	162	28	162	162	162	62	62	D. WOOD
Jay LAMB (NSW)	511	162	162	30	30	62	62	62	9	9	A. TANTI
Joben BALDWIN (VIC)	48	48	48	62	62	29	29	29	29	15	J. WALKER
Luke ZIELINSKI (QLD)	162	62	62	29	29	18	18	9	15	29	N. GROTHUES
Lochie LATIMER (QLD)	2	21	30	18	18	15	9	15	18	18	M. NORRIS
Joel EVANS (QLD)	81	18	18	10	10	9	15	18	21	2	L. LATIMER
Jye DICKSON (NSW)	28	30	29	168	237	10	21	21	2	21	R. FINDANIS
Mitchell NORRIS (SA)	18	29	10	237	15	21	2	2	237	237	J. WHITEHEAD
Joshua WHITEHEAD (NSW)	237	237	168	15	168	168	10	168	168	7	C. TIERNEY
Ryan FINDANIS (NSW)	21	10	237	84	9	237	168	237	48	48	J. BALDWIN
Joel WIGHTMAN (NSW)	30	68	84	21	21	2	237	10	7	168	Z. DUNLOP
Dylan WOOD (NSW)	62	84	15	9	84	84	84	84	84	84	S. WARD
Navrin GROTHUES (QLD)	29	168	68	2	2	48	48	48	10	10	L. McMANUS
Zhane DUNLOP (QLD)	168	89	21	68	48	7	7	7	49	49	C. O'LOAN
Levi McMANUS (VIC)	10	415	89	89	68	49	49	49	89	89	C. WHITE
Jake COBBIN (NSW)	68	49	415	49	89	89	89	89	68	68	J. COBBIN
Charlie WHITE	89	36	9	48	7	68	68	68	36	36	M. CLOSTER
Ashley O'MELEY (NSW)	415	432	49	36	49	36	36	36	415	415	A. O'MELEY
James JAFFER	432	15	2	7	36	32	415	415	32	32	J. CIGLIANO
Max CLOSTER (VIC)	36	32	36	415	32	415	32	32	929	929	J. SHARP
Joel CIGLIANO (NSW)	32	929	32	32	415	929	929	929	33	33	B. CHERRETT
Cody O'LOAN (QLD)	49	2	929	929	929	33	33	33	432	432	J. JAFFER
Michael SKINNER	55	9	432	432	33	432	432	432	87	87	D. WEBBER
Bryson CHERRETT	33	33	7	33	432	87	87	87	101	101	W. IRWIN
Jayden SHARP (QLD)	929	101	33	101	55	101	55	101			
Wade IRWIN	101	87	101	55	101	55	101				
Daniel WEBBER (VIC)	87	7	55	87	87						
Siegah WARD (SA)	84	55	87								

*Scott Laing*  
Chief Timekeeper - Scott Laing

*Mark Hancock*  
Race Director - Mark Hancock







# Round 2 Canberra - ACT 2 May 2021



## THOR

THOR MX1  
Moto 2 - Part 1

Date: 02/05/21  
Event: R07  
Weather: Mostly sunny - Temp: 20.5C  
Track: Good

Started at: 14:41:03  
Laps: 12 Min + 1 Lap  
Starters: 39  
Printed at: 15:25

### PROVISIONAL LAP CHART

Name	Grid	1	2	3	4	5	6	7	8	9	Name
------	------	---	---	---	---	---	---	---	---	---	------

The results are provisional until the end of the time limit for protests and appeals.

  
Chief Timekeeper - Scott Laing

  
Race Director - Mark Hancock



[www.computime.com.au](http://www.computime.com.au)  
COMPUTIME RACE TIMING SYSTEMS PTY LTD





# Round 2 Canberra - ACT 2 May 2021



## THOR

### THOR MX1 Moto 2 - Part 1

Date: 02/05/21  
Event: R07  
Weather: Mostly sunny - Temp: 20.5C  
Track: Good

Started at: 14:41:03  
Laps: 12 Min + 1 Lap  
Starters: 39  
Printed at: 15:25

#### PROVISIONAL RACE INFORMATION

Time	Description
14:41:03	Event Start
14:41:52	Rider 4 (Luke CLOUT) HOLE SHOT
14:55:55	Chequered Flag
14:55:55	Back to back race 2 starts in 10:00
14:57:58	Event Finish

The results are provisional until the end of the time limit for protests and appeals.

  
Chief Timekeeper - Scott Laing

  
Race Director - Mark Hancock



[www.computime.com.au](http://www.computime.com.au)  
COMPUTIME RACE TIMING SYSTEMS PTY LTD

